




New Page 1

ONWATCH Electronics Inc.
Credit Card and PayPal

[View Cart](#)

<p>QuickLook</p> <p>72™</p> <p>Item #: 720001</p> <p>Price: \$49.00</p> <p>Add to Cart</p>	
<p>3 ft. Extension Cable</p> <p>Item #: 721011</p> <p>Price: \$7.85</p> <p>Add to Cart</p>	
<p>Deal !!!</p> <p>COMBO</p> <p>QuickLook</p> <p>72™ and 3 ft. Extension Cable</p> <p>Item #: 721014</p> <p>Price: \$54.95</p> <p>Add to Cart</p>	

Quantity

TO ORDER BY FAX OR MAIL

Print this page using the print button on the toolbar above.

Quantity	Part#	Description	Price Each	Extended Price
0	720001	OnWatch QuickLook™ 72	\$ 49.00	
0	721011	3-ft Extension Cable	\$ 7.85	
0	721014	OnWatch QuickLook™ 72 and 3-ft Extension Cable	\$ 54.95	
			USPS Priority Mail S&H Total	\$5.00

Shipping Address (via Priority Mail):

Name _____

Address _____

City _____ State _____ Zip _____

Check Enclosed

Visa / Mastercard

Billing name on Card _____

Credit Card # _____ Exp. _____

(mm/yy)

Billing Address _____

City _____ State _____ Zip _____

Print & Fax This Form to 603.487.3399 or Mail to

ONWATCH ELECTRONICS INC.

OnWatch QuickLook™ 72

Instruction Manual

Basics

The OnWatch QuickLook™ 72 can be used on a number of Honeywell products. As a general rule, any Honeywell equipment labeled “EnviraCOM™ enabled” is compatible.

New EnviraCOM™ enabled equipment is being introduced. At this time the QuickLook™ 72 can be used on the following equipment.

GAS CONTROL MODULES

S92XX product family

S93XX product family

OIL BURNER CONTROLS

R7184 A, B, P & U

(Series 5 or higher)

AQUASTATS

L7224 product family

DISCHARGE AIR

TEMPERATURE SENSOR

C7835A1009

IMPORTANT: The OnWatch QuickLook™ 72 is **not** compatible with earlier models (Series 1-4) of the Honeywell R7184 oil burner controller. The easiest way to check compatibility is to note where the data port is located. If the data port is on the upper right corner of the R7184, then the QuickLook™ 72 is compatible. If the data port is located on the bottom left of the R7184, then the QuickLook™ 72 is NOT compatible. For more information you may contact OnWatch Electronics at 877-487-3400 or email us at info@onwatchinc.com. Please mention ‘QuickLook’ in subject line.

Instructions

NOMENCLATURE. Text in brackets indicates what is shown on the QuickLook™ 72 display. For example, a Cad cell reading of 492 ohms would appear as [0492], with the small arrow on the right edge of the display pointing to OHMS/MICRO A.

OPERATION. Simply plug the QuickLook™ 72 into the data port of any compatible Honeywell product. The LCD display will light up showing four bars [----] while it performs its self-test.

Next the display will show the software version of the device, such as [v 1.01].

After a few seconds, the QuickLook™ 72 will display the approximate line voltage. Note the arrow on the right edge pointing to VOLTS. After a couple of seconds the

QuickLook will start a loop displaying all the items available on the EnviraCOM™ bus. It may take one complete loop before the EnviraCOM™ device has transmitted data.

INTERCONNECTED EQUIPMENT. If two or more EnviraCOM™ devices are interconnected on a bus (see definition of “bus” below), the information from all devices will be available from any data port. For example, on the Weil-McLain Ultra Series boilers, by plugging the QuickLook™ 72 into either data port of the Aquastat or the R7184 oil burner control, you will obtain both the Cad cell ohms value and the water temperature.

AUTO-SHUTDOWN. In order not to overload the EnviraCOM™ devices with messages, the QuickLook™ 72 will shutdown automatically after 15 minutes. To restart, simply unplug and plug it back in.

ENVIRACOM™ ALARM (ERROR) CODES. If there is an EnviraCOM™ alarm message, it will be shown on the display with an “E” followed by a 3-digit number, such as [E018]. For a complete set of Honeywell EnviraCOM™ Alarm Codes, see the Publications Center on this website.

Similar Equipment on the Same Bus

If two gas burners are connected on the same EnviraCOM™ bus (see definition of “bus” below), they will both transmit similar data, such as microamperes. As a result, you will not know which device is sending the microamps reading. Therefore, if there are multiple burners interconnected on the same EnviraCOM bus, power-down the others. Only one can be powered at a time.

Definitions

EnviraCOM™: EnviraCOM™ is a trademarked name of Honeywell International for its communication system used on environmental control equipment. There may be other Honeywell equipment that performs similarly that is not EnviraCOM™-compliant. Be sure to check the specifications.

Bus: A “bus” is a connection path between related components. In the case of EnviraCOM™ systems, there are three wires, labeled 1, 2, and 3, which can run between components. It allows them to “talk” to one another. Conveniently, it also allows communication devices such as the QuickLook™ 72 to obtain data from all the connected components. For example, on the Weil-McLain Ultra Series boilers, by plugging the QuickLook into either the Aquastat or the R7184 oil burner control, you will obtain both the Cad cell ohms value and the water temperature.

Maintenance

01/16/2007 12:09 18477413801

MIDDLEBY

PAGE 05/05

No maintenance is needed for the OnWatch QuickLook 72. There are no batteries as it is powered by the EnviraCOM bus.

Customer Support

Email: info@onwatchinc.com. Please mention QuickLook in the subject line.
Telephone: Toll-free 877-487-3400
Fax: 603-487-3400

ONWATCH and QUICKLOOK are trademarks of OnWatch Electronics Inc. HONEYWELL and ENVIRACOM are trademarks of Honeywell International. Copyright by OnWatch Electronics Inc. 2006.