



PS2620

Electric Conveyor Oven

Project _____

Item No. _____

Quantity _____



PRINCIPLE

The PS2620 Conveyor offers all of the power and technology you would expect from Middleby Marshall, but in a space-saving countertop high-volume design. It produces faster cooking, a smaller footprint, and does not require the energy consumption and higher HVAC needs of larger ovens.

STANDARD FEATURES

- 20" cooking chamber, 26" wide belt
- Variable-speed High h recirculating impingement airflow system
- Stackable design up to 2 high (requires stacking kits)
- Variable-speed blower motors
- Easy to clean mono-finger design
- Idle mode for energy conservation
- Built-in self diagnostics for monitoring oven components
- Left or right feed conveyor belt direction via software
- Includes plug and cord (6 ft. nominal)
- One year parts and labor warranty
- Smart voltage sensor technology (U.S. only)
- Cool to touch covers and panels

OPTIONAL FEATURES

- 6" conveyor extensions

CERTIFICATIONS



PS2620

Electric Conveyor Oven

GENERAL SPECIFICATIONS

Wall Clearance

Top	10"	254 mm
Sides	0"	0 mm
Back	0"	0 mm
Bake Operating Temperature	550°F	288°C
Time Range	30 seconds - 15 minutes	

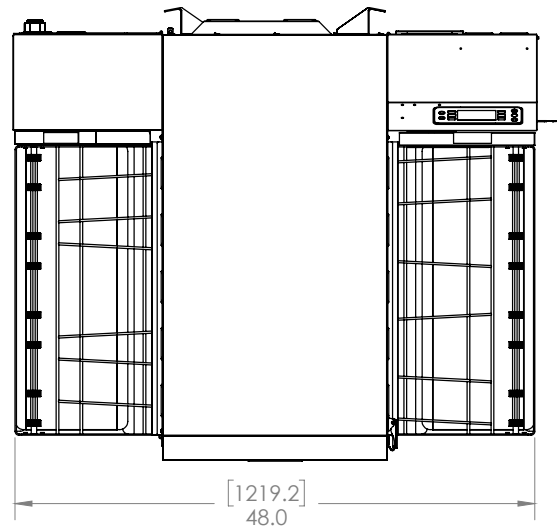
DIMENSIONS

Single Units

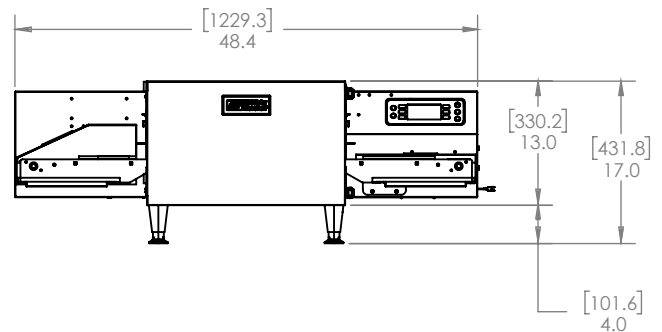
Heating Zone	26"	660 mm
Baking Area	3.6 ft ²	0.33 m ²
Belt Length	48.4"	1229 mm
Height	17"	432 mm
Depth	41.8"	1062 mm
Weight	260 lb.	118 kg

Double Stacked Units

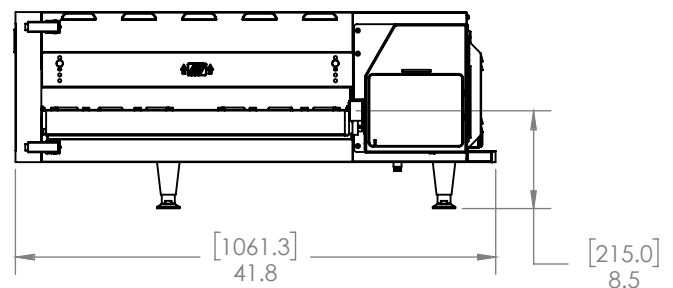
Heating Zone	52"	1016 mm
Baking Area	7.2 ft ²	0.67 m ²
Belt Length	48.4"	1229 mm
Height (11.25"/286 mm legs)*	30"	762 mm
Depth	41.8"	1062 mm
Weight	520 lb.	236 kg



PS2620 Top View – Electric Single Unit

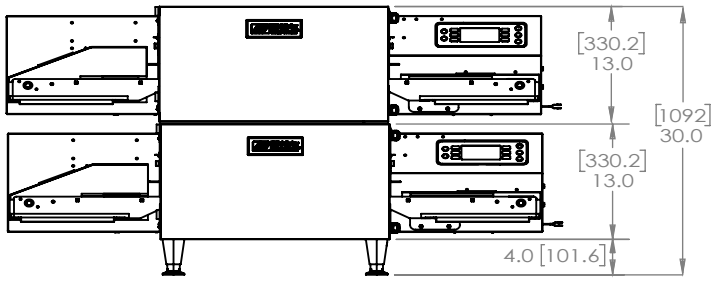


PS2620 Front View – Electric Single Unit

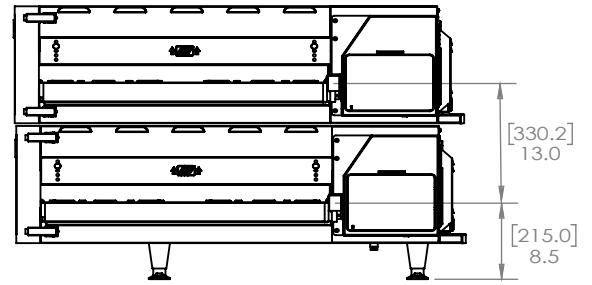


PS2620 Right Side View – Electric Single Unit

* Height dimensions are shown for standard leg extensions. Customer-specific leg extensions will affect these dimensions. All units are shown with casters. CE-approved ovens use 6" (152 mm) adjustable feet instead of casters.



PS2620 Front View Double Stacked Units






PS2620 Side View Double Stacked Units

PS2620

Electric Conveyor Oven

PS2620 Electric Conveyor Oven

LOCATION	VOLTAGE	PHASE	FREQUENCY	CURRENT DRAW	SUPPLY	BREAKERS	PLUG
USA [MMW-9500-1]	208/240 V	3	50/60 Hz	40A	4 wire (3L+G)	50A	 <small>NEMA 15-50P</small>
CANADA [MMW-9500-10C]	208/240 V	3	50/60 Hz	40/46A	4 wire (3L+G)	50/60A	 <small>UL 4 Pin, 60 Amp</small>
EUROPE/ASIA (DELTA) [MMW-9500-2D]	220/240 V	3	50/60 Hz	40A	4 wire (3L+G)	50A	 <small>IEC 4 Pin, 63 Amp</small>
EUROPE/ASIA (WYE) [MMW-9500-4W]	380/415 V	3	50/60 Hz	20A	5-wire (3L + N + G)	32A	 <small>IEC 5 Pin, 32 Amp</small>
AUSTRALIA [MMW-9500-20W]	380/415 V	3	50/60 Hz	20A	5-wire (3L + N + G)	32A	 <small>IEC 5 Pin, 32 Amp</small>

*The current draw rating shown above are maximum values for normal operation, amperage draw will be less than the listed value.